

Kays Compounds Ltd. Production carbon footprint



**CARBON
REPORTING**

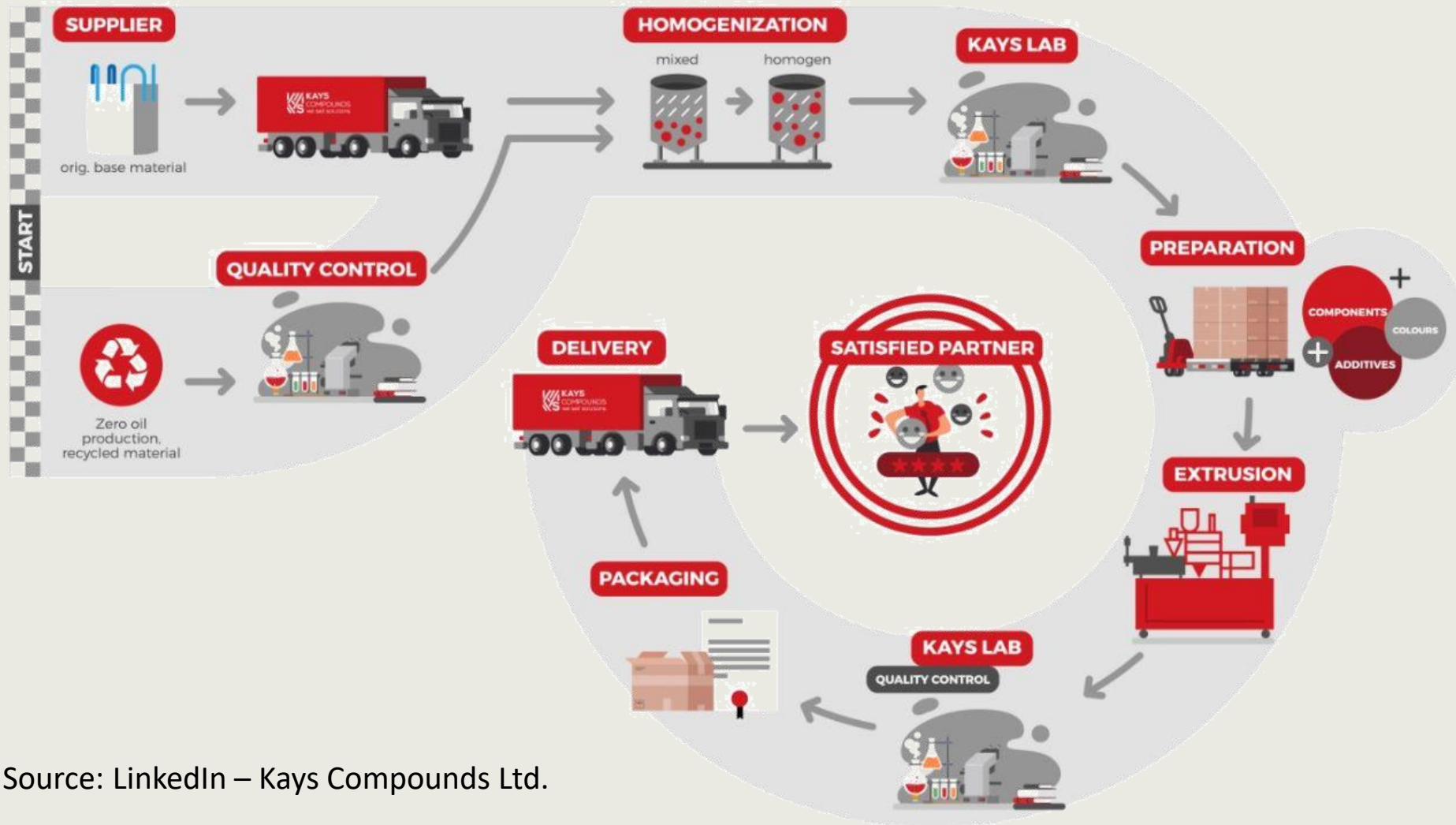
Kick-off

- Tasks: Calculating Kays Compounds Ltd.'s carbon footprint. Highlight the climate advantages the use of recycled base materials instead of virgin materials. Industry outlook.
- To determine the Scope1-2 emissions we used Kays Compound Ltd.'s Energy report v1.
- To determine Scope3 emissions we took into consideration the followings:
 - Upstream transportation of base materials
 - Production and upstream transportation of packaging
 - Production of virgin materials

Limited liability: All calculation rely on the results of the newest scientific researches and the relevant industry specific databases. Kays Compounds Ltd. is responsible for all the input data for the calculation. We do not accept any liability for incomplete data disclosure or for any discrepancies resulting from their non-compliance.



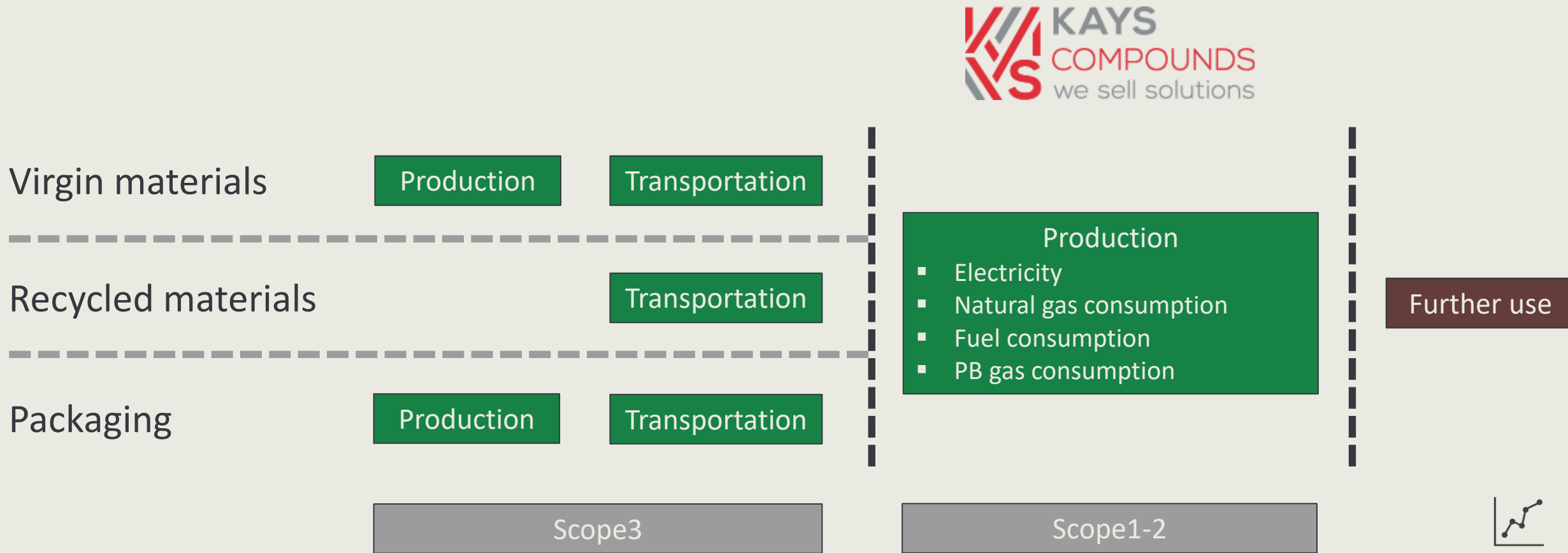
Kays Compounds Ltd.'s operation scheme



Source: LinkedIn – Kays Compounds Ltd.

Methodology

The production process of Kays Compounds Ltd. interpreted in the following model.



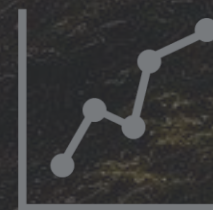
Methodology

In addition to industry emission standards, the following sources were used to calculate the carbon footprint:

- GHG Protocol
- DEFRA Greenhouse gas reporting: conversion factors 2020
- Inventory of Carbon and Energy
- European Environmental Agency
- PlasticEurope



Emissions from production



CARBON
REPORTING

Scope1-2 emissions (2019)

Scope1 sources

- Natural gas consumption 22 840 m³
- Fuel consumption 10 800 liter
- PB gas consumption 3.16 tons

Scope2 source

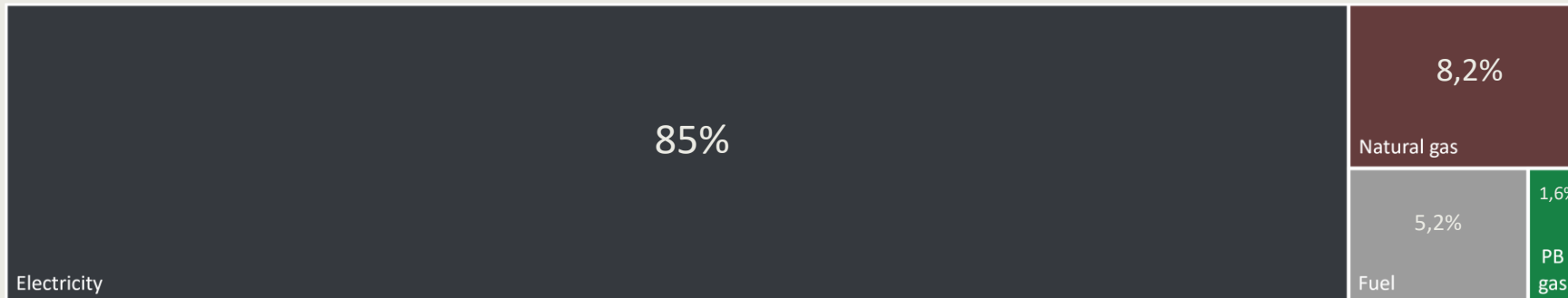
- Electricity 1 468 MWh
- Production volume: 3 168 628 kg

Scope1-2 emissions: 563.1 tons CO₂e




0.178

kgCO₂e/kg.product



Scope 3 emissions



CARBON
REPORTING

Emissions from the production of different base materials

There are no emissions from the production of recycled materials.

Emissions from the production of virgin materials (cradle-to-gate) [kgCO₂e/kg.product]:

ABS	Acrylonitrile Butadiene Styrene	3,1
SAN	Styrene Acrylonitrile	3,0
PC	Polycarbonate	3,4
PA	Polyamide PA6	6,7
PA	Polyamide PA6.6	6,4

ASA	Acrylonitrile styrene acrylate	1,2
POM	Polyoxymethylene	3,2
PP	Polypropylene	1,6
PS	Polystyrene	2,4
PMMA	Polymethyl methacrylate	3,8

Carbon intensity - transportation



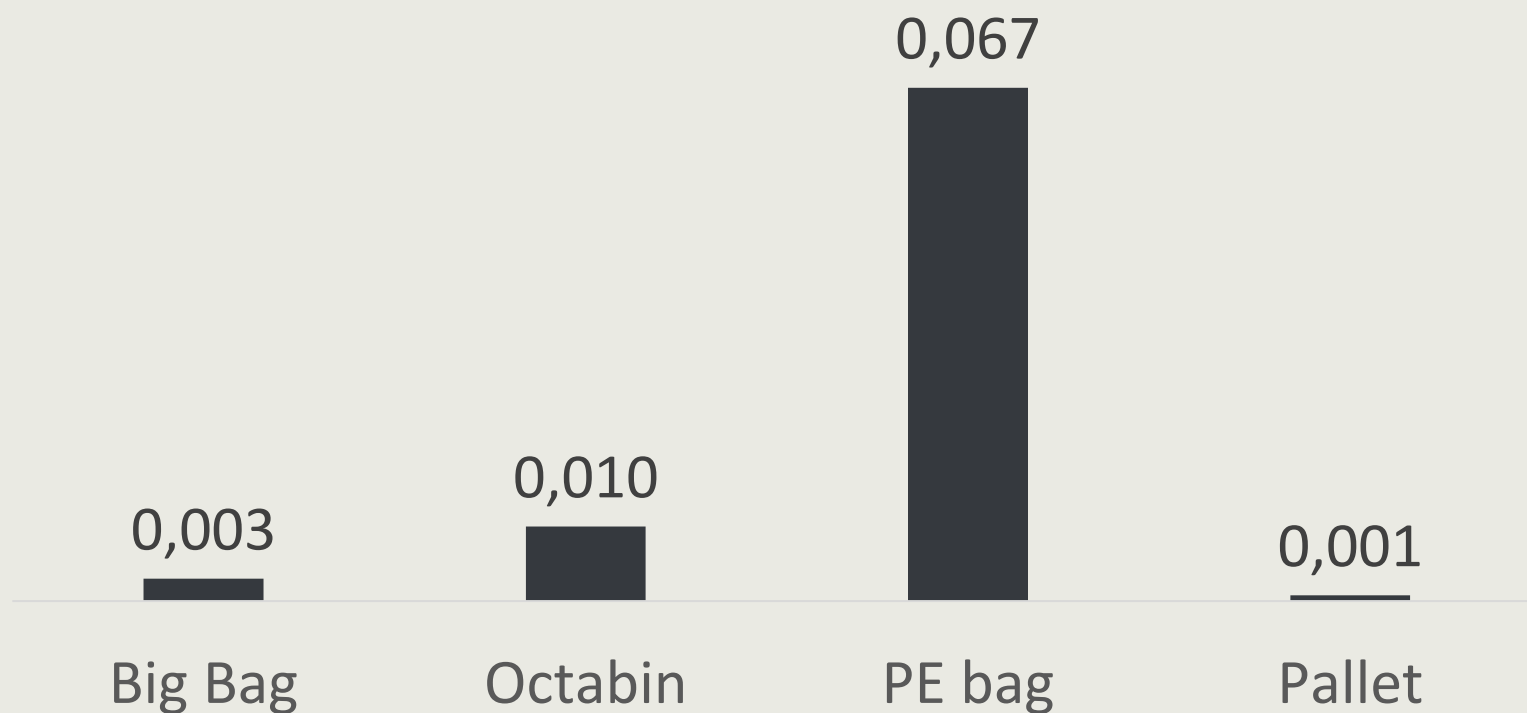
0.073

kgCO₂e/kg.product

kgCO₂e/kg.product



Carbon intensity - packaging



0.019

kgCO₂e/kg.product

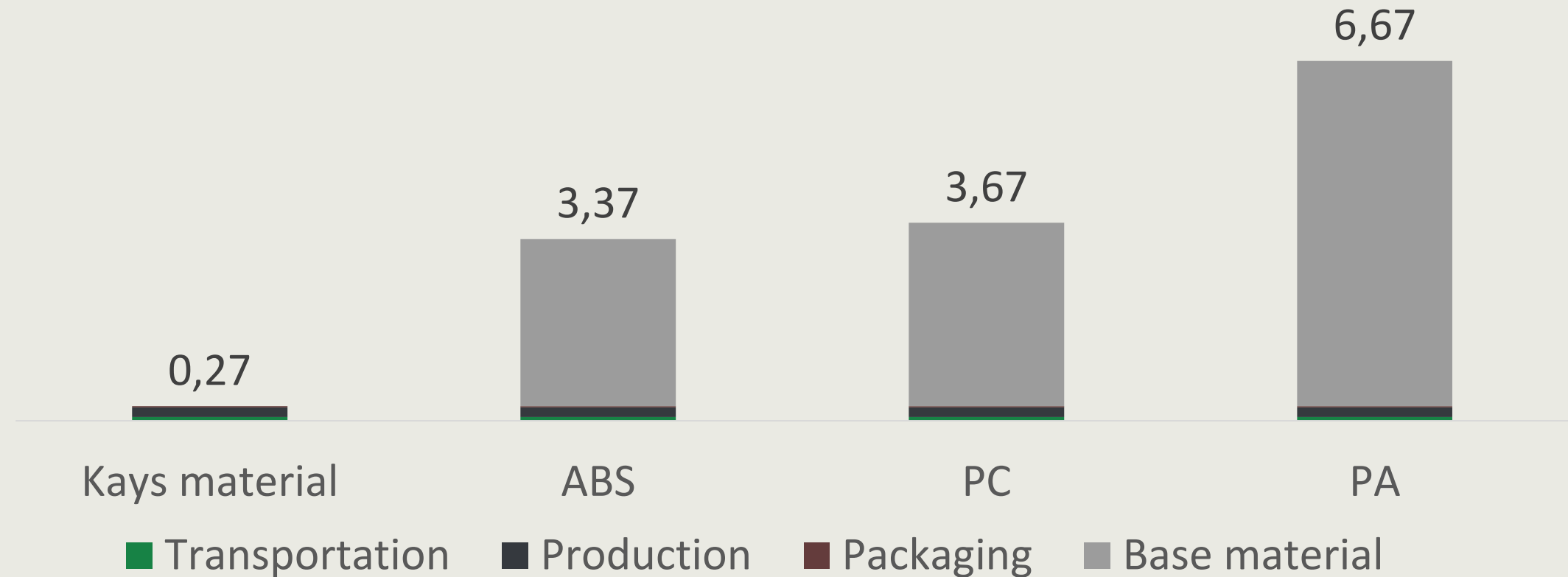
kgCO₂e/kg.product

Comparison the carbon intensity of products from different base material



CARBON
REPORTING

Carbon intensity of production from different base materials



kgCO₂e/kg.product

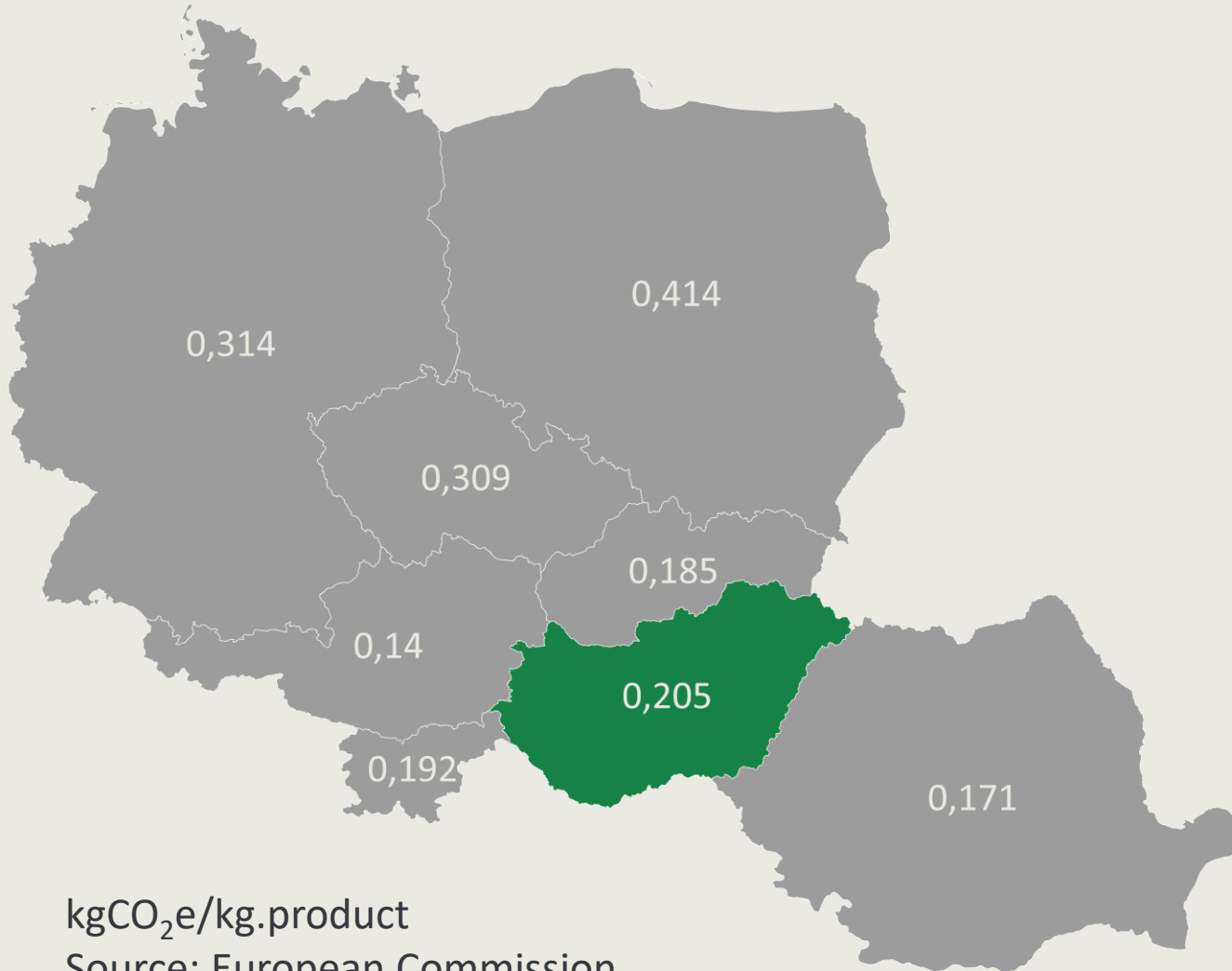


Industry outlook



CARBON
REPORTING

Carbon intensity of compound production in EU



kgCO₂e/kg.product

Source: European Commission



0.178

kgCO₂e/kg.product



CARBON
REPORTING